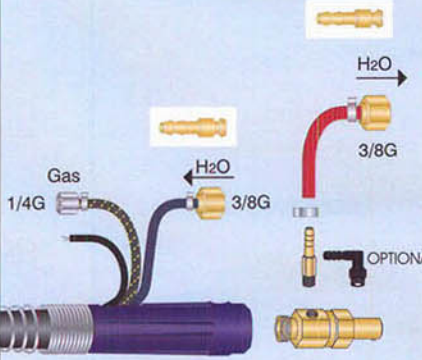

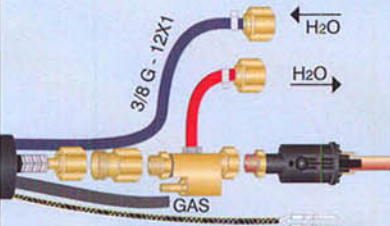








CONNECTION	Part No	DESCRIPTION	CONNECTION
	TG.ADS.70H	<b>Adattatore TIG DINSE® 70 std</b> Adaptor KIT DINSE® with plug 70 std	
	TG.ADS.70H12	<b>Adattatore TIG DINSE® 70 H2O Ø 12x1</b> Adaptor KIT DINSE® with plug 70 H2O Ø 12X1	
	TG.ADS.70.01	<b>Gommone TIG DINSE® 70</b> Connector Case	
	TG.ADS.70.03	<b>Corpo adattatore OT ES: 24-3/8G std</b> Adaptor body OT ES: 24-3/8G std	
	TG.ADS.70.04	<b>Corpo adattatore OT ES: 24 - Ø 12x1</b> Adaptor body OT ES: 24 - Ø 12x1	
	TG.ADS.70.02	<b>Portagomma per tubetto gas ES: 10</b> Fitting for hose	
	TG.ADS.70G	<b>Raccordo a gomito</b> 90° Plastic plus	
	02.30.501.2	<b>Fascetta doppia Ø 10,5</b> Clamp double Ø 10,5	
	VA.GH.58RR SF	<b>Tubetto rit. H2O Ø 5x8 trecciato rosso al mt.</b> Red water-in textile Ø 5x8 for mt.	
	TG.PG.38	<b>Portagomma per dado 3/8G</b> Fitting for 3/8G nut	
	TG.DPG.38	<b>Dado 3/8G</b> Nut 3/8G	
	TG.DPG.14G	<b>Dado 1/4G</b> Nut 1/4G	
	TG.PG.14G	<b>Portagomma per dado 1/4G</b> Fitting for 1/4G nut	
	02.30.01	<b>Molla posteriore</b> Spring support	
	02.35.501	<b>Attacco rapido maschio Ø 6 mm.</b> Quick connector male Ø 6 mm.	
		TG.30.2PH	
TG.30.BRM		<b>Blocchetto di raffreddamento</b> Cooling block	
TG.NP.38.12		<b>Raccordo 3/8G - 12x1 mm.</b> Reducers 3/8G - 12x1 mm.	
TG.PG.38		<b>Porta gomma per dado 3/8G</b> Fitting for 3/8G nut	
TG.DPG.38		<b>Dado 3/8G</b> Nut 3/8G	
TG.30.MH		<b>Scatola posteriore</b> Connector case	
02.30.04.15		<b>Ghiera posteriore</b> Nut	
	TG.30.EH	<b>Adattatore centralizzato TIG EURO H2O</b> Water adaptor KIT EUROTIG	
	TG.NP.38.10	<b>Raccordo 3/8G - 10x1 mm.</b> Reducers 3/8G - 10x1 mm.	
	TG.NP.12.10	<b>Raccordo 12x1 - 10x1</b> Reducers 12x1 - 10x1	
	TG.30.LTH	<b>Adattatore centralizzato TIG L-TEC® H2O</b> Water adaptor KIT L-TEC®	
	TG.NP.38.12	<b>Raccordo 3/8G - 12x1 mm.</b> Reducers 3/8G - 12X1 mm.	
<b>KIT DI COMPLETAMENTO - ADDITIONAL KITS</b>			
	KT.9.16	<b>Kit di completamento Ø 1,6x175 mm.</b> Additional Kit electrode Ø 1,6x175 mm.	WP - 9 WP - 20
	KT.9.24	<b>Kit di completamento Ø 2,4x175 mm.</b> Additional Kit electrode Ø 2,4x175 mm.	WP - 9 WP - 20
	KT.9.32	<b>Kit di completamento Ø 3,2x175 mm.</b> Additional Kit electrode Ø 3,2x175 mm.	WP - 9 WP - 20
	KT.17.16	<b>Kit di completamento Ø 1,6x175 mm.</b> Additional Kit electrode Ø 1,6x175 mm.	WP - 17 WP - 18 WP - 26
	KT.17.24	<b>Kit di completamento Ø 2,4x175 mm.</b> Additional Kit electrode Ø 2,4x175 mm.	WP - 17 WP - 18 WP - 26
	KT.17.32	<b>Kit di completamento Ø 3,2x175 mm.</b> Additional Kit electrode Ø 3,6x175 mm.	WP - 17 WP - 18 WP - 26