








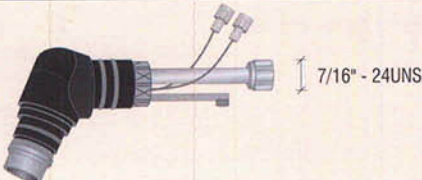
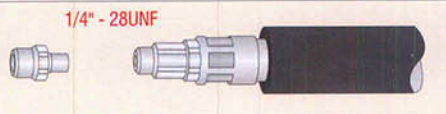

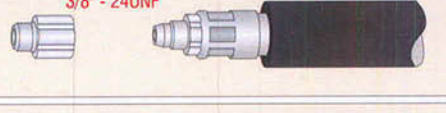

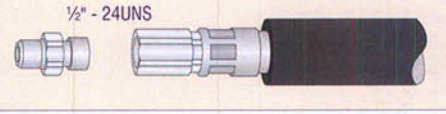


ITEM	Part No	DESCRIPTION
 3/8"-24 UNF  1/2"-20 UNF 1/8" Gas	PLT001	To replace: HYPERTHERM ® - MAX 40 - 80/100 • ESAB ® - LPC 50 - LPC 100
 M14 x 1 1/8" Gas	PL18G.M14.1	To replace: TRAFIMET ® 90 - 140 - R 145 • SF - CP 40R - CP 100R • W.T.C.® - 20 - 120 & 100 - 150
 9/16"-18 UNF 1/8" Gas	PL18G.916	To replace: THERMAL DYNAMICS ® • TELWIN ® • CEM ®
 1/4" G 1/8" Gas	PL18G.14G	To replace: BINZEL ® - PSB 31 - PSB 31 KK - 60 - 80 • T.+B. • AUTOGEN RITTER ® - PHB 120
 3/8" G 1/8" Gas	PL18G.38G	To replace: TRAFIMET ® - A53 - S 54 - A 60 • BINZEL ® - PSB 30
 M14x1,5 1/8" Gas	PLT003	To replace: HELVI ®
 M12X1 1/8" Gas	PLT004	To replace: TIG

END FITTINGS MALE-FEMALE

 <p>MALE</p> <p>FEMALE</p>	PLM121.14G	Raccordo M12x1-1/4"G	- End fitting M12X1-1/4"G
	PLM121.38G	Raccordo M12x1-3/8"G	- End fitting M12X1-3/8"G
	PLM121.M101	Raccordo M12x1-M10x1	- End fitting M12x1-M10x1
	PLM141.14G	Raccordo M14x1-1/4"G	- End fitting M14X1/4"G
	PLM141.38G	Raccordo M14x1-3/8"G	- End fitting M14X1-3/8"G
	PLM141.M121	Raccordo M14x1-M12x1	- End fitting M14X1-M12X1
	PLM141.916	Raccordo M14x1-9/16"G 18FG (Panasonic)	- End fitting M14X1-9/16"G 18FG
	PL38G.18G	Raccordo 3/8"G-1/8"G	- End fitting 3/8"G-1/8"G
	PL38G.14G	Raccordo 3/8"G-1/4"G	- End fitting 3/8"G-1/4"G
	PL38G.M101	Raccordo 3/8"G-M10x1	- End fitting 3/8"G-M10X1
	PL38G.M121	Raccordo 3/8"G-M12x1	- End fitting 3/8"G-M12X1
	PL38G.M141	Raccordo 3/8"G-M14x1	- End fitting 3/8"G-M14X1
	PL14G.916	Raccordo 1/4"G-9/16"-18UNF	- End fitting 1/4"G-9/16"-18UNF
	PL14G.38G	Raccordo 1/4"G-3/8"G	- End fitting 1/4"G-3/8"G
	PL14G.M141	Raccordo 1/4"G-M14x1	- End fitting 1/4"G-M14X1
	TG.NP38.14	Raccordo 3/8"G-1/4"G	- End fitting 3/8"G-1/4"G

ITEM	Part No	DESCRIPTION
		RACCORDI TESTINA UNIQ-TORCH EL-120 TORCH HEAD WHITH 7/16-24 FITTING
	PL.04293.40	Raccordo per THERMAL DYNAMICS® PCH - 35/40 Fitting for THERMAL DYNAMICS® PCH - 35/40
	PL.04293.41	Raccordo per THERMAL DYNAMICS® PCH - 51 Fitting for THERMAL DYNAMICS® PCH - 51
	PL.04293.42	Raccordo per TRAFIMET® 90 Fitting for TRAFIMET® 90
	PL.04293.43	Raccordo per CEBORA® 50/70/90 • TRAFIMET® 60/80 Fitting for CEBORA® 50/70/90 • TRAFIMET® 60/80
	PL.04293.44	Raccordo per CEBORA® 150 • TRAFIMET® 140/145 • W.T.C.* • BINZEL® 30/31 Fitting for CEBORA® 150 • TRAFIMET® 140/145 • W.T.C.* • BINZEL® 30/31
	PL.04293.45	Raccordo per SAF® 150 Fitting for SAF® 150
ITEM	Part No	DESCRIPTION
		RACCORDI PER TESTINA 1/8"G TORCH HEAD WHITH 1/8"G FITTING
	PL.04292.40	Raccordo per THERMAL DYNAMICS® PCH - 35/40 Fitting for THERMAL DYNAMICS® PCH - 35/40
	PL.04292.41	Raccordo per THERMAL DYNAMICS® PCH - 51 Fitting for THERMAL DYNAMICS® PCH - 51
	PL.04292.42	Raccordo per TRAFIMET® 90 Fitting for TRAFIMET® 90
	PL.04292.43	Raccordo per THERMAL DYNAMICS® • PCH - 60/75/76/80/100XL/102 Fitting for THERMAL DYNAMICS® • PCH - 60/75/76/80/100XL/102
	PL.04292.44	Raccordo per CEBORA® 150 • TRAFIMET® 140/145 • W.T.C.* • BINZEL® 30/31 Fitting for CEBORA® 150 • TRAFIMET® 140/145 • W.T.C.* • BINZEL® 30/31
	PL.04292.45	Raccordo per SAF® 150 Fitting for SAF® 150