










ITEM	Part. No	DESCRIPTION	ORIGINAL REF.	PACK
	PLP90.6.18	Torcia completa 6 Mt. terminale 1/8" - Complete torch 6 Mts. 1/8" (Central connection)		1
	PLP90.6.C	Torcia completa 6 Mt. (innesto centralizzato) - Complete torch 6 Mts. (Central connection)	1216	1
	PLP90.12.C	Torcia completa 12 Mt. (innesto centralizzato) - Complete torch 12 Mts. (Central connection)	1216.20	1
	PLCE90.06	Corpo torcia - Torch head	1358	1
	PLCE90.08T	Impugnatura completa con interruttore - Handgrip complete with switch		
	PLORING.1	O-Ring - O-Ring	3.160.067	20
1		PLCE90.05.1 Diffusore ottone - Diffusor		10
2		PLCE70.01.L Elettrodo lungo - Hf - Long electrode - Hf	1368	10
3		PLHY40.05 Diffusore - VESPEL® - Swirl ring - VESPEL®		10
4		PLCE90.02.10 Ugello rame LONG LIFE Ø 1,0 mm. - 20-50A - Tip long life Ø 1,0 mm. - 20-50A	N.B.: for use with item 5 only	10
		PLCE90.02.12 Ugello rame LONG LIFE Ø 1,2 mm. - 50-70A - Tip long life Ø 1,2 mm. - 50-70A		10
		PLCE90.02.13 Ugello rame LONG LIFE Ø 1,3 mm. - 70-90A - Tip long life Ø 1,3 mm. - 70-90A		10
5		PLCE90.03 Ugello esterno - Outside nozzle	N.B.: for use with item 4 - 4a only	10
				10
				10
6		PLCE90.04 Protezione per ugello - Shield cup, hand		10
7		PLCE90.04.1 Distanziale per taglio a contatto manuale - Spacer for contact cutting, hand		10

ITEM	Part. No	DESCRIPTION	ORIGINAL REF.	PACK	
8	PLCE90.20.1	Pacco cavi completo da Mt. 6	- Complete cable 6 Mts.	1	
	PLCE90.20.2	Pacco cavi completo da Mt. 12	- Complete cable 12 Mts.	1	
	PLCE90.20.3	Cavo portacorrente Mt. 6	- Power cable only, 6 Mts.	1	
	PLCE90.20.4	Cavo portacorrente Mt. 12	- Power cable only, 12 Mts.	1	
14	PLCHUN.01	Chiave per Elettrodo	- Wrench for Electrode	3.045.012	1



MACHINE TORCH **CEBORA® CP90**

ITEM	Part. No	DESCRIPTION	ORIGINAL REF.	PACK	
	PLMP90.6.C	Torcia macchina completa Mt. 6 term. centralizz.	- Machine complete torch 6 Mts. (Central connection)	1218	1
	PLMP90.12.C	Torcia macchina completa Mt. 12 term. centralizz.	- Machine complete torch 12 Mts. (Central connection)	1218.20	1
	PLMP90.06.M	Corpo torcia macchina	- Machine torch head	1348	1
	PLMP50.08.M	Impugnatura torcia macchina	- Machine handle	3.055.623	1