










**TECHNICAL DATA:**

**Security system:** electric  
**Ignition:** with pilot arc and HF  
**Cutting current:** 70A - 40% duty cycle  
**Gas supply:** clean, dry air at 5 bar - 130 lt/min.  
**Post flow time:** 40 sec. - recommended







ITEM	Part No	DESCRIPTION	ORIGINAL REF.	PACK
	PLP70.6.18	Torcia completa Mt. 6 terminale 1/8" - Complete torch 6 Mts (1/8" connection)	1564	1
	PLP70.6.C	Torcia completa Mt. 6 terminale centralizz. - Complete torch 6 Mts (Central connection)	1573	1
	PLP70.12.18	Torcia completa Mt. 12 terminale 1/8" - Complete torch 12 Mts (1/8" connection)		1
	PLP70.12.C	Torcia completa Mt. 12 terminale centralizz. - Complete torch 12 Mts (Central connection)	1573.20	1
	1	PLCE70.06 <b>Corpo torcia</b> - Torch head	1351	1
		PLORING.1 <b>O-Ring</b> - O-Ring	3.160067	20
		PLCE70.05.1 <b> Tubetto ottone - prolunga</b> - Diffusor	3.065204	10
		PLCE90.05.1 <b> Tubetto ottone - prolunga - lungo</b> - Extended diffusor		10
	1b	PLCE50.08 <b>Impugnatura</b> - Handgrip		1
		02.09.A.BZ <b>Pulsante</b> - Switch		1
	2	PLCE70.01 <b>Elettrodo HF</b> - Electrode - Hf	1402	10
	3	PLCE70.01.L <b>Elettrodo HF lungo</b> - Long electrode - Hf	1368	10
	4	PLHY40.05 <b>Diffusore Aria vespel.</b> - Swirl ring - VESPEL®	1510	10
	5	PLCE50.02.S <b>Ugello rame long life 1,0 mm. 50A</b> - Tip long life Ø 1,0 mm. 50 A	1396	10
		PLCE70.02.11 <b>Ugello rame long life 1,1 mm. 60A</b> - Tip long life Ø 1,1 mm. 60 A		10
		PLCE70.02.12 <b>Ugello rame long life 1,2 mm. 70A</b> - Tip long life Ø 1,2 mm. 70 A	1308	10
	6	PLCE50.02.SL <b>Ugello rame lungo long life Ø 1,0 mm. 50 A</b> - Long tip long life Ø 1,0 mm. 50 A	1395	10
		PLCE70.02.11L <b>Ugello rame lungo long life Ø 1,1 mm. 60 A</b> - Long tip long life Ø 1,1 mm. 60 A		10
		PLCE70.02.12L <b>Ugello rame lungo long life Ø 1,2 mm. 70 A</b> - Long tip long life Ø 1,2 mm. 70 A		10



ITEM	Part No	DESCRIPTION	ORIGINAL REF.	PACK
7	PLCE70.03	Porta ugello esterno - Outside nozzle	5.710.171	10
8	PL04.UN	Molla distanziatrice - Spacer spring	1394	10
9	PLCE70.04.2	Distanziale a 2 punte - Double pointed spacer	1405	10
10	PLCE70.04.5	Protezione per ugello lungo 50 A - Shield cup, hand for long tips 50 A		10
11	PLCE70.04.6	Protezione per ugello lungo contatto 70 A - Shield cup for contact cutting, for long tips 70 A		10
12	PLCE70.04.3	Distanziale completo di molla - Spacer complete with spring		10
	PLCE70.04.4	Molla per distanziatore - Spring for spacer		10
13	PLCE50.20.1	Pacco cavi da Mt. 6 - Complete cable 6 Mts		
	PLCE50.20.2	Pacco cavi da Mt. 12 - Complete cable 12 Mts		
	PLCE50.20.3	Cavo portacorrente da Mt. 6 - Power cable only, 6 Mts		
	PLCE50.20.4	Cavo portacorrente da Mt. 12 - Power cable only, 12 Mts		
TORCIA P.70 PREDISPOSTA SAF®	PLFM70.SF	Torcia completa P70 predisposta per SAF® - Complete torch with SAF® connection (M14x1)		
14	PLCHUN.01	Chiave per Elettrodo - Wrench for Electrode	3.045.012	

## MACHINE TORCH PL MP 70

ITEM	Part No	DESCRIPTION	ORIGINAL REF.	PACK
	PLMP70.6.18	Torcia macchina completa Mt. 6 term. 1/8" - Machine complete torch 6 Mts (1/8" connection)		
	PLMP70.6.C	Torcia macchina completa Mt. 6 term. centralizz. - Machine complete torch 6 Mts (Central connection)	1566	
	PLMP70.12.18	Torcia macchina completa Mt. 12 term. 1/8" - Machine complete torch 12 Mts (1/8" connection)		
	PLMP70.12.C	Torcia macchina completa Mt. 12 term. centralizz. - Machine complete torch 12 Mts (Central connection)	1566.20	
	PLMP70.06.M	Corpo torcia macchina - Machine torch head	1349	
	PLMP50.08.M	Impugnatura torcia macchina - Machine handle	3.055.623	
	PLHY40.02.HT	Ugello rame piatto Ø 1,0 mm. - Flat tip Ø 1,0 mm.		10
	PLMP70.02.12	Ugello rame piatto Ø 1,2 mm. - Flat tip Ø 1,2 mm.		10
	PLHY40.02.C	Ugello rame conico Ø 1,0 mm. - Conical tip Ø 1,0 mm. (LO-Amp)		10
	PLMP70.02.12C	Ugello rame conico Ø 1,2 mm. - Conical tip Ø 1,2 mm. (LO-Amp)	1305	10