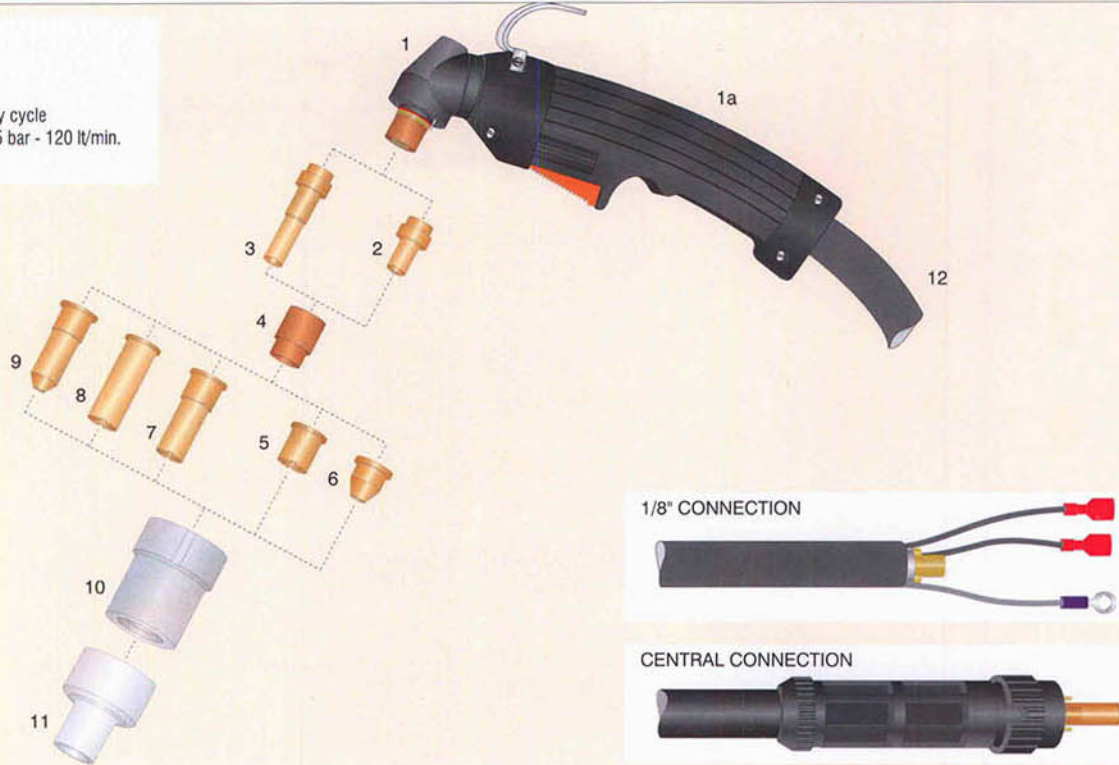









**TECHNICAL DATA:**

Security system: electric  
 Ignition: with pilot arc and HF  
 Cutting current: 50A - 60% duty cycle  
 Gas supply: clean, dry air at 4,5 bar - 120 lt/min.  
 Post flow time: 40 sec.



ITEM	Part No	DESCRIPTION	ORIGINAL REF.	PACK
	PLP50.6.18	Torcia completa mod. in VESPEL® Ml.6 1/8"	- Complete torch long life 6 Mts (1/8" connection)	1526 1
	PLP50.6.C	Torcia completa mod. in VESPEL® Ml.6 Centralizz.	- Complete torch long life 6 Mts (Central connection)	1574 1
	PLP50.12.18	Torcia completa mod. in VESPEL® Ml.12 1/8"	- Complete torch long life 12 Mts (1/8" connection)	1 1
	PLP50.12.C	Torcia completa mod. in VESPEL® Ml.12 Centralizz.	- Complete torch long life 12 Mts (Central connection)	1 1
	PLCE50.06	Corpo torcia in VESPEL®	- Torch head long life - VESPEL®	1352 1
	PLORING.1	O-Ring	- O-Ring	3.160067 20
	PLCE50.08	Impugnatura	- Handgrip	1 1
	02.09.A.BZ	Pulsante	- Switch	1 1
	PLCE50.01.Z	Elettrodo - Zr	- Electrode - Zr	1521-ZR 10
	PLHY40.01.AF	Elettrodo - Hf	- Electrode - Hf	1521-HF 10
	PLCE50.01.ZL	Elettrodo - Zr lungo	- Long electrode - Zr	1518-ZR 10
	PLHY40.01.AFL	Elettrodo - Hf lungo	- Long electrode - Hf	1518-HF 10
	PLHY40.05	Diffusore aria VESPEL®	- Swirl ring - VESPEL®	10
	PLHY40.02	Ugello rame Ø 1,0 mm. STD	- Tip Ø 1,0 mm.	1304 10
	PLCE50.02.S	Ugello rame Ø 1,0 mm. - 50A Long life	- Tip long life Ø 1,0 mm. - 50A	1396 10

ITEM	Part No	DESCRIPTION	ORIGINAL REF.	PACK	
6	PLHY40.02.C	Ugello rame conico Ø 1,0 mm.	- Conical tip Ø 1,0 mm. (LO-Amp)	1305	10
7	PLHY40.02.L	Ugello rame lungo Ø 1,0 mm. - 50A STD	- Long tip Ø 1,0 mm. -50A	1370	10
8	PLCE50.02.SL	Ugello rame lungo Ø 1,0 mm. - 50A Long life	- Long tip long life Ø 1,0 mm. - 50A	1395	10
9	PLCE50.02.CL	Ugello rame conico lungo Ø 1,0 mm.	- Long conical tip Ø 1,0 mm. (LO-Amp)	1306	10
10	PLCE50.03	Portaugello esterno	- Outside nozzle	5.710.121	10
11	PLCE50.04	Protezione per ugello lungo	- Shield cup, hand for long tips		10
12	PLCE50.20.1	Pacco cavi da Mt. 6	- Complete cable 6 Mts		1
	PLCE50.20.2	Pacco cavi da Mt. 12	- Complete cable 12 Mts		1
	PLCE50.20.3	Cavo portacorrente da Mt. 6	- Air power cable only, 6 Mts		1
	PLCE50.20.4	Cavo portacorrente da Mt. 12	- Air power cable only, 12 Mts		1

## MACHINE TORCH PL MP 50

ITEM	Part No	DESCRIPTION	ORIGINAL REF.	PACK	
	PLMP50.6.18	Torcia macchina completa Mt.6 term.1/8"	- Machine torch complete 6 Mts (1/8" connection)		1
	PLMP50.6.C	Torcia macchina completa Mt.6 term. Centralizz.	- Machine torch complete 6 Mts (Central connection)		1
	PLMP50.12.18	Torcia macchina completa Mt.12 term.1/8"	- Machine torch complete 12 Mts (1/8" connection)		1
	PLMP50.12.C	Torcia macchina completa Mt.12 term. Centralizz.	- Machine torch complete 12 Mts (Central connection)		1
	PLMP50.06.M	Corpo torcia macchina	- Machine torch head		1
	PLMP50.08.M	Impugnatura torcia macchina	- Machine handle		1
	PLHY40.02.HT	Ugello rame piatto Ø 1,0 mm.	- Flat tip Ø 1,0 mm.		10
	PLHY40.02.C	Ugello rame conico Ø 1,0 mm.	- Conical tip Ø 1,0 mm. (LO-Amp)	1305	10