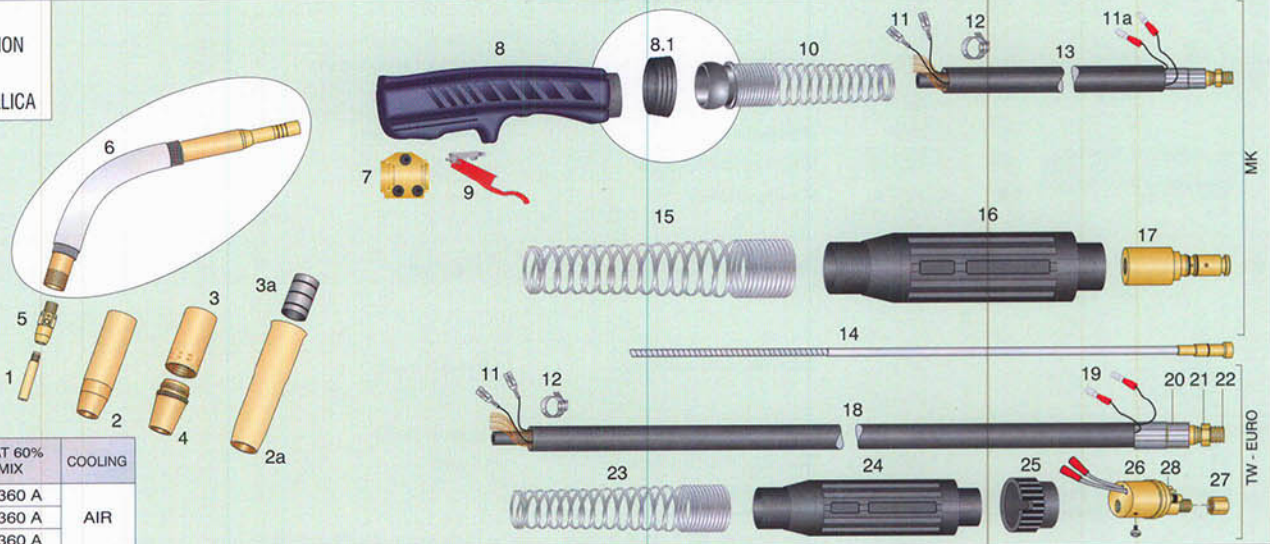


TORCH HEAD
DOUBLE PROTECTION
LANCIA CON
PROTEZIONE METALLICA



TENSION CLASS	POWER AT 60% CO ₂ - MIX	COOLING
L	400 A - 360 A	AIR
	400 A - 360 A	
	400 A - 360 A	



TW 4 - MEGA

CODE	DESCRIPTION	ORIGINAL REF.
COAXIAL CABLE STANDARD		
01.1430 MK	TORCIA TW4 - MEGA - MK 10 ft. - mt. 3	410 - 4045
01.1440 MK	TORCIA TW4 - MEGA - MK 12 ft. - mt. 4	412 - 4045
01.1445 MK	TORCIA TW4 - MEGA - MK 15 ft. - mt. 4,5	415 - 4045
01.1430 TWE	TORCIA TW4 - MEGA - EURO Spring Pins 10 ft. - mt. 3	410 - 4045 E
01.1440 TWE	TORCIA TW4 - MEGA - EURO Spring Pins 12 ft. - mt. 4	412 - 4045 E
01.1445 TWE	TORCIA TW4 - MEGA - EURO Spring Pins 15 ft. - mt. 4,5	415 - 4045 E
COAXIAL CABLE MADE IN USA		
01.1430 MKU	TORCIA TW4 - MEGA cavo USA - MK 10 ft. - mt. 3	410 - 4045
01.1440 MKU	TORCIA TW4 - MEGA cavo USA - MK 12 ft. - mt. 4	412 - 4045
01.1445 MKU	TORCIA TW4 - MEGA cavo USA - MK 15 ft. - mt. 4,5	415 - 4045
01.1430 TWEU	TORCIA TW4 - MEGA cavo USA - EURO Spring Pins 10 ft. - mt. 3	410 - 4045 E
01.1440 TWEU	TORCIA TW4 - MEGA cavo USA - EURO Spring Pins 12 ft. - mt. 4	412 - 4045 E
01.1445 TWEU	TORCIA TW4 - MEGA cavo USA - EURO Spring Pins 15 ft. - mt. 4,5	415 - 4045 E








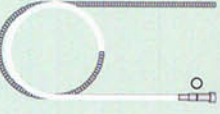











14H STD	Part No	Serie 14H STD	PACK
1	01.14H30	Punta Ø 0,8 - Contact tip Ø 0,8	100
	01.14H35	Punta Ø 0,9 - Contact tip Ø 0,9	100
	01.14H40	Punta Ø 1,0 - Contact tip Ø 1,0	100
	01.14H45	Punta Ø 1,2 - Contact tip Ø 1,2	100
	01.14H52	Punta Ø 1,4 - Contact tip Ø 1,4	100
	01.14H116	Punta Ø 1,6 - Contact tip Ø 1,6	100

14 Ø 6,3	Part No	Serie 14 Ø 6,3 Serie Uso Leggero	PACK
1	01.14.30	Punta Ø 0,8 - Contact tip Ø 0,8	100
	01.14.35	Punta Ø 0,9 - Contact tip Ø 0,9	100
	01.14.40	Punta Ø 1,0 - Contact tip Ø 1,0	100
	01.14.45	Punta Ø 1,2 - Contact tip Ø 1,2	100
	01.14.52	Punta Ø 1,4 - Contact tip Ø 1,4	100
	01.14.116	Punta Ø 1,6 - Contact tip Ø 1,6	100

14H SPECIAL CU-AG	Part No	Serie 14H SPECIAL CU-AG	PACK
1	01.14H30AG	Punta Ø 0,8 - Contact tip Ø 0,8	100
	01.14H35AG	Punta Ø 0,9 - Contact tip Ø 0,9	100
	01.14H40AG	Punta Ø 1,0 - Contact tip Ø 1,0	100
	01.14H45AG	Punta Ø 1,2 - Contact tip Ø 1,2	100
	01.14H52AG	Punta Ø 1,4 - Contact tip Ø 1,4	100
	01.14H116AG	Punta Ø 1,6 - Contact tip Ø 1,6	100

14H NICKEL PLATED	Part No	Serie 14H Nichelate	PACK
1	01.14H30N	Punta Ø 0,8 - Contact tip Ø 0,8	100
	01.14H35N	Punta Ø 0,9 - Contact tip Ø 0,9	100
	01.14H40N	Punta Ø 1,0 - Contact tip Ø 1,0	100
	01.14H45N	Punta Ø 1,2 - Contact tip Ø 1,2	100
	01.14H52N	Punta Ø 1,4 - Contact tip Ø 1,4	100
	01.14H116N	Punta Ø 1,6 - Contact tip Ø 1,6	100

ITEM	Part No	DESCRIPTION	ORIGINAL REF.	PACK
2	01.23.37	Ugello gas isolato Ø 9,5 mm.	23 - 37	25
	01.23.50	Ugello gas isolato Ø 13 mm.	23 - 50	25
	01.23.62	Ugello gas isolato Ø 16 mm.	23 - 62	25
	01.23.75	Ugello gas isolato Ø 19 mm.	23 - 75	25
4	01.34CT	Boccola isolante - CT PASSO LARGO	34CT	25
	01.34FN	Boccola isolante - FN PASSO FINE	34FN	25
	01.24FN50	Ugello gas Ø 13 mm. PASSO FINE	24FN50S	25
	01.24FN62	Ugello gas Ø 16 mm. PASSO FINE	24FN62S	50
	01.24FN75	Ugello gas Ø 19 mm. PASSO FINE	24FN75S	25
	01.24CT50	Ugello gas Ø 13 mm. PASSO LARGO	24CT50S	25
	01.24CT62	Ugello gas Ø 16 mm. PASSO LARGO	24CT62S	50
	01.24CT75	Ugello gas Ø 19 mm. PASSO LARGO	24CT75S	25
2a	01.24A50	2a Ugello gas ad innesto Ø 13	24A50	25
	01.24A62	2a Ugello gas ad innesto Ø 16	24A62	25
	01.24A75	2a Ugello gas ad innesto Ø 19	24A75	25
	01.34A	3a Boccola isolante	34A	25
5	01.54A	Diffusore gas	54 A	50

ITEM	Part No	DESCRIPTION	ORIGINAL REF.	PACK	
6 	01.164AM60	Lancia con protezione metallica 60°STD	- Torch head double protection	64A60	
	01.164AM45	Lancia con protezione metallica 45°STD	- Torch head double protection	64A45	
7 	01.1104	Corpo torcia	- Adjusting block kit clamp		
8  8.1	01.08.ER	Impugnatura	- Complete handle		
	02.08.ER.02	Ghiera per impugnatura	- Housing for handle		
	02.08.ER.01	Vite impugnatura	- Screw		
9 	02.09.ER	Pulsante interruttore lungo	- Long trigger		
10 	02.144.ER	Supporto snodo con molla	- Joint with spring		
11  12	01.244M	Faston interruttore	- Faston for switch		
	VA.FS.3B	Fascetta stringicavo superiore	- Clamp		
13 	01.20.400 T	Cavo coassiale TW4 -400A-50 mmq	- Replacement cable TW4 -400A-50 mmq per mt.		
	01.20.400U	Cavo coassiale USA TW4 -400A-50 mmq	- Replacement cable USA TW4 -400A-50 mmq per mt.		
14 	01.44.116	Guaina guidafilo Ø 1,0 / 1,6 mt.4,2	- Liner Ø 2,1 wire Ø 1,0 / 1,6 mt.4,2	44 - 116	
	01.44.116.5	Guaina guidafilo Ø 1,0 / 1,6 mt.5	- Liner Ø 2,1 wire Ø 1,0 / 1,6 mt.5		
	01.44.116.7	Guaina guidafilo Ø 1,0 / 1,6 mt.7	- Liner Ø 2,1 wire Ø 1,0 / 1,6 mt.7		
	01.44.564	Guaina guidafilo Ø 1,6 / 2,0 mt.4,5	- Liner Ø 2,6 wire Ø 1,6 / 2,0 mt.4,5	44 - 564	
	01.44.564.7	Guaina guidafilo Ø 1,6 / 2,0 mt.7	- Liner Ø 2,6 wire Ø 1,6 / 2,0 mt.7		
	02.30.08	O - RING	- O - RING		
14 	01.04.MKAL	Guaina guidafilo per alluminio	- Liner for Aluminium		
	01.04.MKALT	Capocorda	- Nut for liner for Aluminium		
	02.30.08	O - RING	- O - RING	43 B	
15 	01.30.01G	Mollone posteriore	- Cable support spring		
16 	01.30.03T	Scatola posteriore tonda	- Connector case		
17  12x1	01.224	O - RING	- Connector plug O - RING	224	
	01.30.174	Connessione posteriore MK	- Central Connector MK		
TW4 - MEGA EURO CONNECTION					
18  12x1	01.20.410TWE	Cavo assemblato 10 ft. EURO Ø 12x1	- Assembled replacement cable 10 ft. EURO Ø 12x1		
	01.20.412TWE	Cavo assemblato 12 ft. EURO Ø 12x1	- Assembled replacement cable 12 ft. EURO Ø 12x1		
	01.20.415TWE	Cavo assemblato 15 ft. EURO Ø 12x1	- Assembled replacement cable 15 ft. EURO Ø 12x1		
	01.20.410TWEU	Cavo assemblato USA 10 ft. EURO Ø 12x1	- Assembled replacement cable USA 10 ft. EURO Ø 12x1		
	01.20.412TWEU	Cavo assemblato USA 12 ft. EURO Ø 12x1	- Assembled replacement cable USA 12 ft. EURO Ø 12x1		
	01.20.415TWEU	Cavo assemblato USA 15 ft. EURO Ø 12x1	- Assembled replacement cable USA 15 ft. EURO Ø 12x1		
	21  12x1	VA.A96/P	Faston maschio cilindrico	- Faston male	
	22  12x1	VA.B2022	Manicotto	- Sleeve	
		01.20.01	Dado Ø 12 x 1 mm.	- Nut Ø 12 x 1 mm.	
		01.20.03	Raccordo Ø 12x1	- Coax-cable fitting Ø 12x1	
23 	01.30.01G	Mollone posteriore	- Cable support spring		
24  26	01.30.03T	Scatola posteriore tonda	- Connector case		
	02.30.04	Ghiera	- Nut		
25  12x1	01.30.05	Corpo torcia Ø 12 x 1mm	- EURO connector TW-E spring pins Ø 12 x 1mm		
	VA.A69/P	Faston femmina cilindrico	- Faston female		
	02.30.08	O - RING	- O - RING		
26  27	01.30.06	Dado	- Liner nut		
	13.30.08.1	Spinetta maschio mobile	- Spring pin		