















ITEM	PART No	DESCRIPTION	PACK
ATTACCHI RAPIDI - QUICK CONNECTORS			
	02.35.501	Attacco rapido maschio per tubetto H ₂ O Ø 6 - Quick connector male Ø 6	10
ATTACCHI RAPIDI A UN PEZZO - QUICK CONNECTORS ONE PIECE			
	02.40.501	a Attacco rapido femmina a pannello Ø 6 - Quick connector female Ø 6	10
	02.40.501.B	b Attacco rapido femmina a pannello Ø 6 blu - Blue quick connector female Ø 6	10
	02.40.501.R	c Attacco rapido femmina a pannello Ø 6 rosso - Red quick connector female Ø 6	10
	02.40.501.8	a Attacco rapido femmina a pannello Ø 8 - Quick connector female Ø 8	10
	02.40.501B.8	b Attacco rapido femmina a pannello Ø 8 blu - Blue quick connector female Ø 8	10
	02.40.501R.8	c Attacco rapido femmina a pannello Ø 8 rosso - Red quick connector female Ø 8	10
ATTACCHI RAPIDI A DUE PEZZI - QUICK CONNECTORS TWO PIECES			
	02.41.501	a Attacco rapido femmina a pannello 1/8G M. - Quick connector female 1/8G	10
	02.41.501.B	b Attacco rapido femmina a pannello 1/8G M. blu - Blue quick connector female 1/8G	10
	02.41.501.R	c Attacco rapido femmina a pannello 1/8G M. rosso - Red quick connector female 1/8G	10
	02.42.501	d Portagomma per attacco rapido 1/8G - Ø 8 - Fitting for quick connector 1/8G - Ø 8	10
	02.43.501	e Attacco rapido a pannello a due pezzi completo Ø 8 - Complete quick connector Ø 8	10
ATTACCHI RAPIDI CON DADO - QUICK CONNECTORS WITH NUT			
	02.44.501.14	a Attacco rapido femmina a pannello 1/4G F. - Quick connector female 1/4G	10
	02.44.501.38	a Attacco rapido femmina a pannello 3/8G F. - Quick connector female 3/8G	10
	02.44.501.18	b Attacco rapido femmina a pannello 1/8G F. - Quick connector female 1/8G	10

DADI E PORTAGOMMA - NUT AND FITTING

	TG.DPG.38	a Dado 3/8 G - Nut 3/8 G	10
	TG.PG.38	b Portagomma per dado 3/8G - Fitting for 3/8G nut	10
	TG.DPG.14G	a Dado 1/4G - Nut 1/4G	10
	TG.PG.14G	b Portagomma per dado 1/4G - Fitting for 1/4G nut	10
	TG.DPG.121	a Dado 12x1 - Nut 12x1	10
	TG.PG.121	b Portagomma per dado 12x1 - Fitting for 12x1 nut	10

FASCETTE DOPPIE A PINZARE - HOSE CLAMP DOUBLE

	02.30.501.4	Fascetta doppia tubetto gas Ø 8,0 - Clamp Double Ø 8,0	100
	02.30.501.3	Fascetta doppia tubetto gas Ø 8,7 - Clamp Double Ø 8,7	100
	02.30.501.1	Fascetta doppia tubetto H ₂ O Ø 9,5 - Clamp Double Ø 9,5	100
	02.30.501.2	Fascetta doppia tubetto H ₂ O/attacco rapido Ø 10,5 - Clamp Double Ø 10,5	100
	02.30.501.6	Fascetta doppia tubetto H ₂ O Ø 11,3 - Clamp Double Ø 11,3	100
	02.30.501.7	Fascetta doppia tubetto H ₂ O Ø 13,3 - Clamp Double Ø 13,3	100
	02.30.501.8	Fascetta doppia tubetto H ₂ O Ø 14 - NEW! - Clamp Double Ø 14	100
	02.30.501.9	Fascetta doppia tubetto H ₂ O Ø 16 - Clamp Double Ø 16	100
	02.30.501.10	Fascetta doppia tubetto H ₂ O Ø 18,5 - Clamp Double Ø 18,5	100

FASCETTE A PINZARE - HOSE CLAMP

	VA.FS.9.11	Fascetta stringitubo strick Ø 9-11 - Hose clamp Ø 9-11	50
	VA.FS.11.13	Fascetta stringitubo strick Ø 11-13 - Hose clamp Ø 11-13	50
	VA.FS.13.15	Fascetta stringitubo strick Ø 13-15 - Hose clamp Ø 13-15	50
	VA.FS.15.18	Fascetta stringitubo strick Ø 15-18 - Hose clamp Ø 15-18	50

FASCETTE A STRINGERE - HOSE CLAMP

	VA.FS.2B	Fascetta stringitubo rapid 2B Ø 14-24 - Hose clamp Ø 14-24	50
	VA.FS.3B	Fascetta stringitubo rapid 3B Ø 17-29 - Hose clamp Ø 17-29	50
	VA.FS.3C	Fascetta stringitubo rapid 3C Ø 12-24 - Hose clamp Ø 12-24	50